

Scaled data based on original data using
LM-79-08 Approved Method: Electrical and Photometric Measurements of Solid-
State Lighting Products

Test Report Prepared for
Cooper Lighting Solutions
(formerly Eaton)

Brand: INVUE

Report Number: P139579

Luminaire Tested: **ENT-E01-LED-E1-BL3-7030**

Issue Date: 03/03/2020

Test Information

Test Method: LM-79-08
Report Number: P139579
REPORT IS SCALED FROM IESNA LM-79-08 TEST DATA (P33645)
Test Lab: INNOVATION CENTER-P3
Issue Date: 03/03/2020
Manufacturer: COOPER LIGHTING SOLUTIONS (FORMERLY EATON)
Product Line: INVUE
Catalog Number: ENT-E01-LED-E1-BL3-7030
Description: ENTRI LED LUMINAIRE
(1) LIGHTBARS WITH AccuLED OPTICS - TYPE 3 W/ SPILL LIGHT CONTROL
Light Source: (21) 3000K CCT, 70 CRI LEDs
Ballast/Driver: -

Summary

Lumens per Lamp: N/A
Luminaire Lumens: 2468.2 lumens
Efficiency: N/A
Efficacy: 99.9 lumens/watt
Luminous Opening: Rectangular (W 1' x L: 0.17' x H: 0')
IES Classification: Type III - Short - Semi-Cutoff
BUG Rating: B1 - U0 - G1

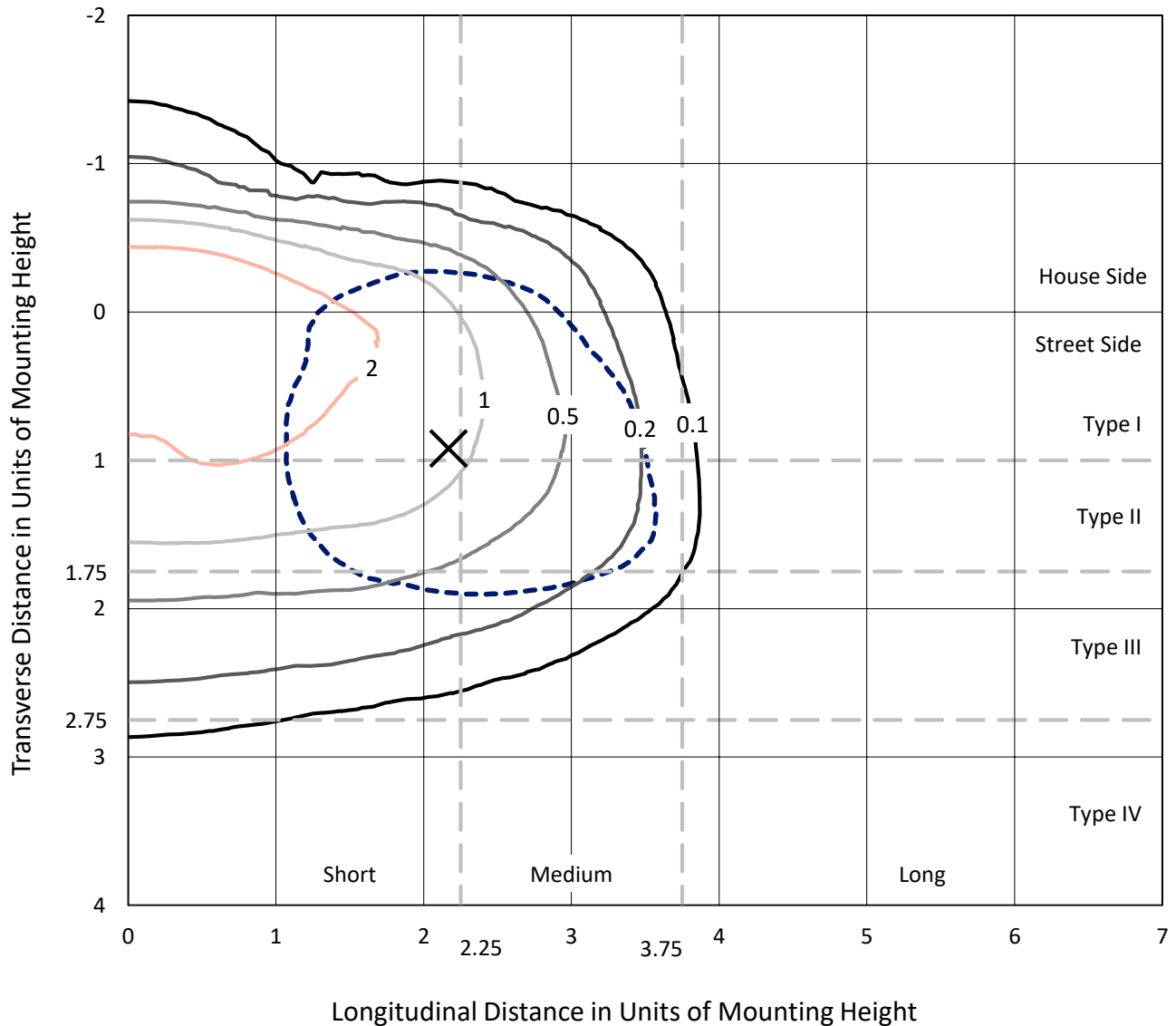
Input Watts (W): 24.7
Input Voltage (V): NR
Input Current (A_{in}): NR
Voltage Rise (V): NR
Power Factor: NR
Total Harmonic Distortion (THDi): NR
Frequency (hertz): 60
Stabilization Time: NR
Operation Time: NR
Ambient Temperature (°C): NR
Test Distance: 25 FT



REPORT NUMBER: P139579
 CATALOG NUMBER: ENT-E01-LED-E1-BL3-7030

Iso-Footcandle Lines of Horizontal Illumination

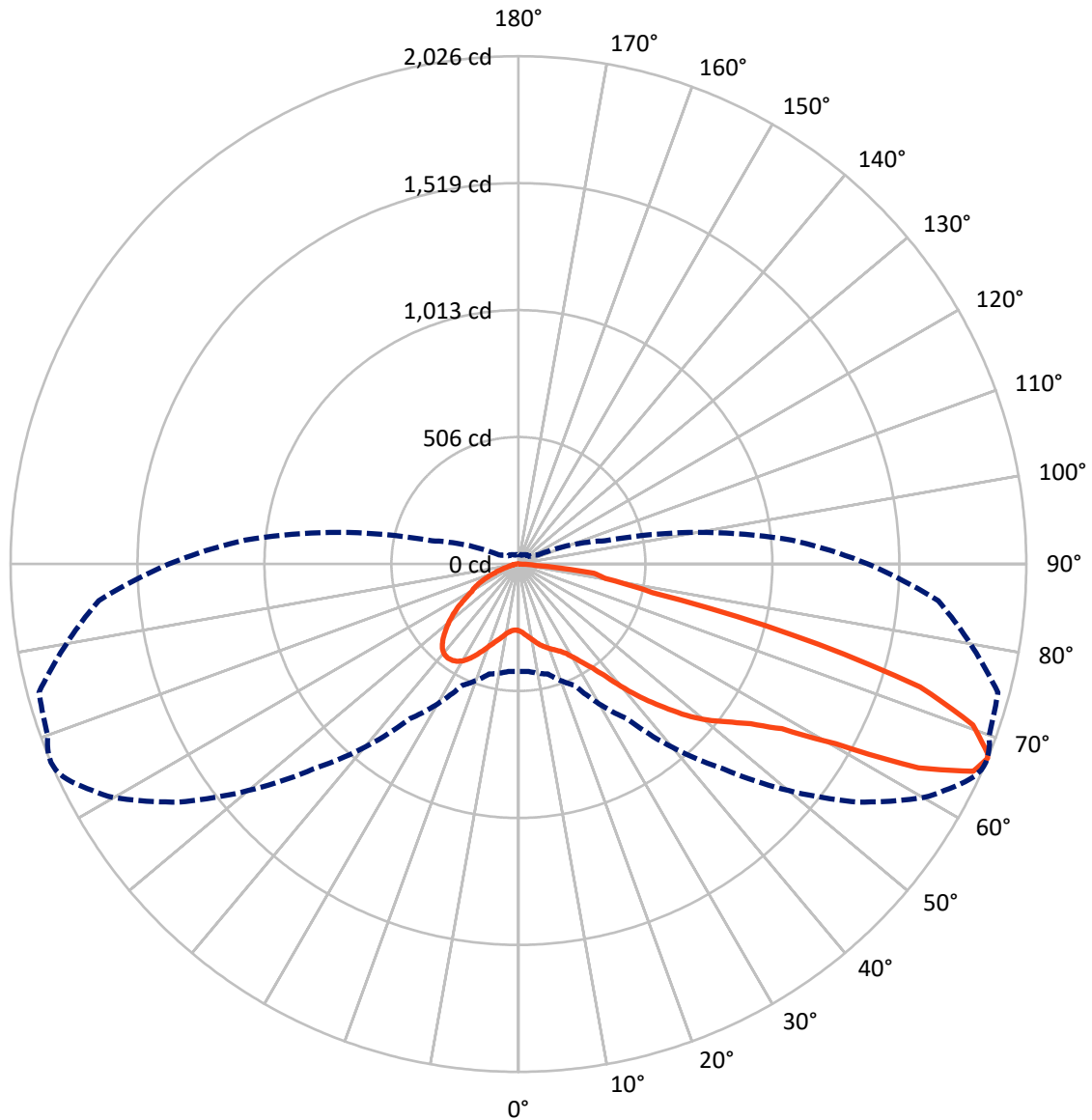
× Max cd
 - - - 1/2 Max cd



Based on 10 foot mounting height. Maximum calculated value = 3.4 fc
 Type III - Short - Semi-Cutoff

REPORT NUMBER: P139579
CATALOG NUMBER: ENT-E01-LED-E1-BL3-7030

Luminous Intensity Polar Plot



— Vertical Plane Through 67-Deg Lateral - - - Horizontal Cone Through 67-Deg Vertical

REPORT NUMBER: P139579

CATALOG NUMBER: ENT-E01-LED-E1-BL3-7030

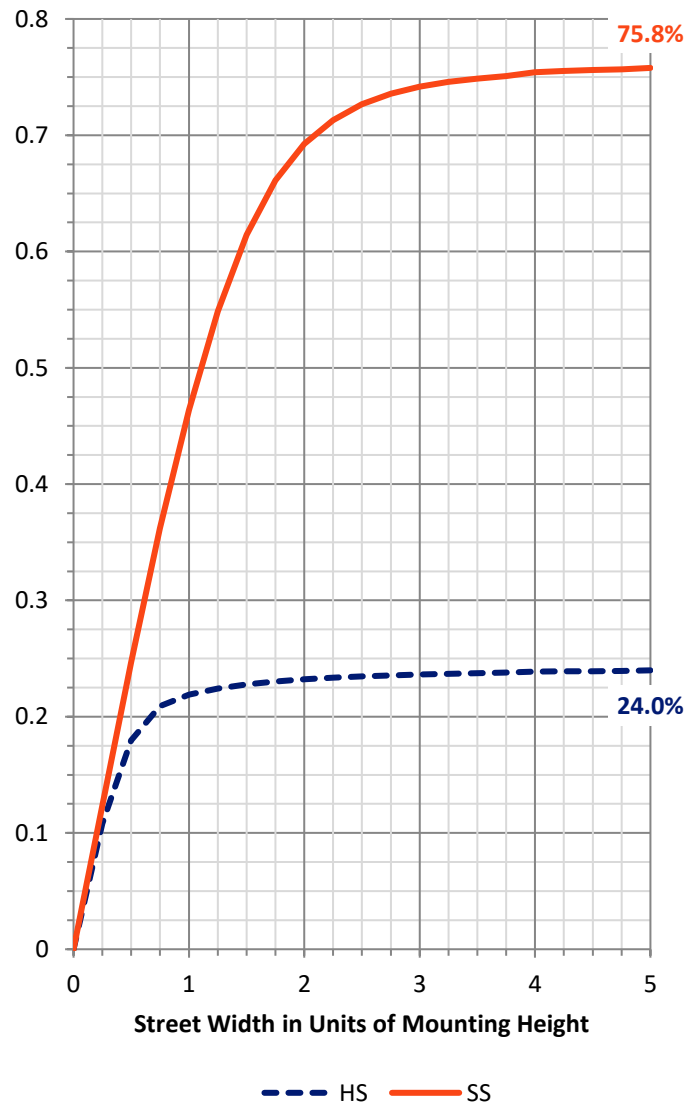
FLUX DISTRIBUTION:

		Downward	Upward	Total
House Side	Lumens	599.3	0.0	599.3
	% Fixture	24.3	0.0	24.3
Street Side	Lumens	1868.9	0.0	1868.9
	% Fixture	75.7	0.0	75.7
Total	Lumens	2468.2	0.0	2468.2
	% Fixture	100.0	0.0	100.0

Coefficient of Utilization

ZONAL LUMENS:

Zone	Lumens	% Fixture
0°-10°	26.8	1.1
10°-20°	92.7	3.8
20°-30°	168.0	6.8
30°-40°	245.5	9.9
40°-50°	372.0	15.1
50°-60°	533.5	21.6
60°-70°	681.7	27.6
70°-80°	318.3	12.9
80°-90°	29.8	1.2
90°-100°	0.0	0.0
100°-110°	0.0	0.0
110°-120°	0.0	0.0
120°-130°	0.0	0.0
130°-140°	0.0	0.0
140°-150°	0.0	0.0
150°-160°	0.0	0.0
160°-170°	0.0	0.0
170°-180°	0.0	0.0
0°-90°	2468.2	100.0
0°-180°	2468.2	100.0



REPORT NUMBER: P139579

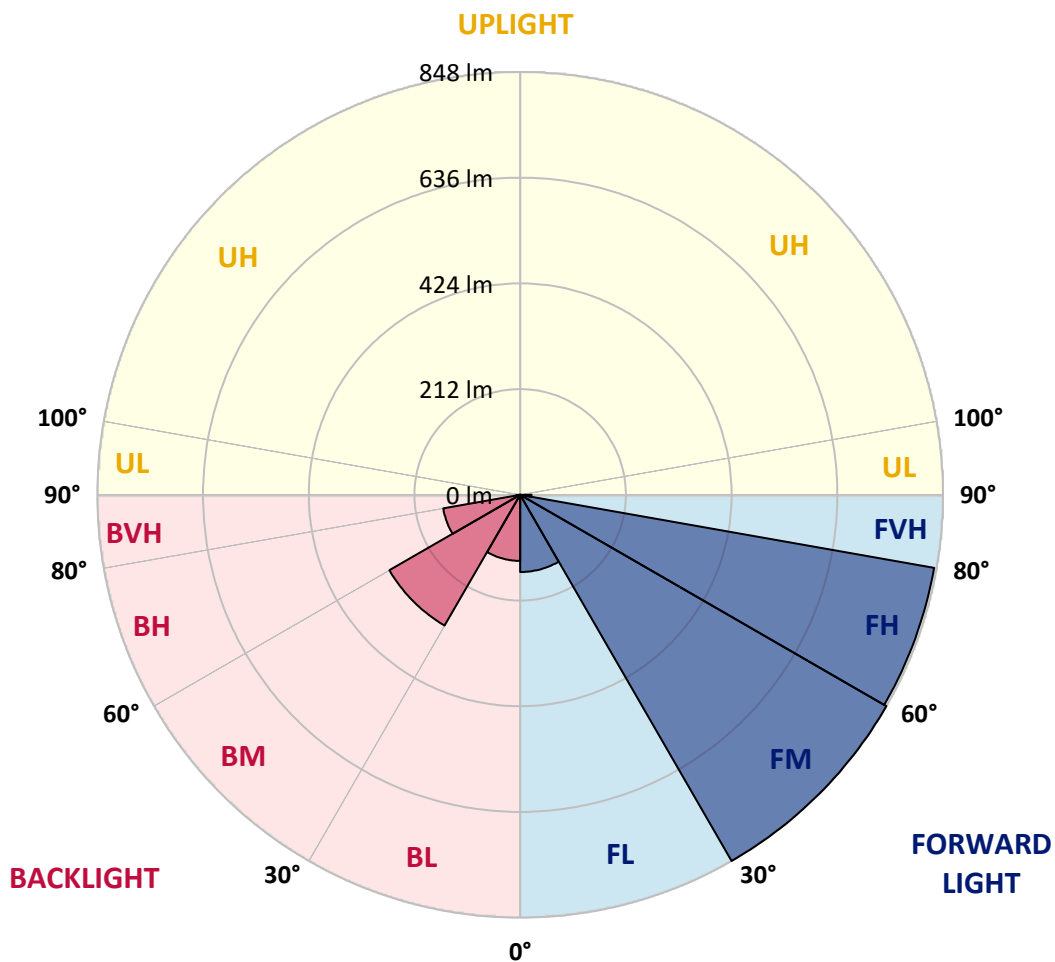
CATALOG NUMBER: ENT-E01-LED-E1-BL3-7030

LUMINAIRE CLASSIFICATION SYSTEM LUMEN TABLE AND BUG RATING:

Zone		Lumens	% Fixture	Zone Rating/Lumen Limit		
				B	U	G
FL	(0°-30°)	154.8	6.3			
FM	(30°-60°)	848.3	34.4			
FH	(60°-80°)	843.2	34.2			G1/1800
FVH	(80°-90°)	22.6	0.9			G1/100
BL	(0°-30°)	132.6	5.4	B1/500		
BM	(30°-60°)	302.7	12.3	B1/1000		
BH	(60°-80°)	156.8	6.4	B1/500		G1/500
BVH	(80°-90°)	7.2	0.3			G0/10
UL	(90°-100°)	0.0	0.0		U0/0	
UH	(100°-180°)	0.0	0.0		U0/0	

BUG Rating: B1-U0-G1

Type III Short





REPORT NUMBER: P139579

CATALOG NUMBER: ENT-E01-LED-E1-BL3-7030

CANDELA DISTRIBUTION (FULL):

	0°	5°	15°	25°	35°	45°	55°	60°	61°	62°	64°
0°	265.8	265.8	265.8	265.8	265.8	265.8	265.8	265.8	265.8	265.8	265.8
2.5°	276.3	276.3	276.7	276.7	276.3	276.3	273.5	273.5	273.5	273.1	273.1
5°	291.4	291.8	291.8	291.4	290.4	288.6	285.0	285.0	285.0	284.5	283.6
7.5°	308.7	308.3	308.7	307.3	305.5	303.2	298.2	297.8	296.8	296.8	295.9
10°	327.9	326.5	327.9	326.1	322.4	318.3	312.4	310.5	310.5	310.5	308.7
12.5°	347.5	347.1	348.0	344.8	338.4	333.8	327.9	325.6	325.2	325.2	324.2
15°	369.0	368.5	365.8	360.8	352.6	348.4	341.6	338.9	338.4	338.4	337.0
17.5°	391.4	391.4	384.5	374.0	362.6	356.7	351.6	349.8	349.4	349.4	348.9
20°	410.6	410.6	401.4	384.1	367.6	361.2	359.4	359.4	359.4	359.4	359.9
22.5°	424.7	423.3	411.0	389.5	369.5	364.0	368.5	369.0	369.0	369.9	370.4
25°	431.1	430.6	416.0	390.5	369.0	368.1	378.1	379.5	380.4	381.3	382.7
27.5°	431.6	431.6	416.9	390.0	368.5	375.4	390.0	394.1	395.0	396.9	399.1
30°	427.0	427.4	415.1	389.5	371.7	389.1	408.7	416.5	418.3	421.1	424.7
32.5°	421.5	422.4	415.1	394.1	385.9	412.8	438.9	449.8	451.7	455.3	459.0
35°	422.4	423.8	425.2	412.4	417.4	453.5	490.9	497.3	496.9	502.8	504.6
37.5°	428.4	431.6	441.6	443.9	463.1	513.3	552.6	566.3	566.3	571.8	569.9
40°	429.3	434.3	459.4	485.9	523.8	585.5	639.3	655.3	655.3	657.6	656.7
42.5°	450.7	455.3	491.4	538.4	592.3	664.9	724.3	738.4	741.6	739.4	741.2
45°	489.6	492.8	537.0	596.4	658.5	741.2	807.4	821.1	824.3	822.0	819.3
47.5°	538.9	543.4	590.5	660.8	724.7	811.5	892.3	908.3	911.5	907.9	909.2
50°	580.0	588.7	638.9	722.0	788.7	871.8	958.1	980.0	982.8	982.8	983.7
52.5°	617.4	625.2	673.6	766.3	840.3	926.1	1007.0	1035.3	1038.5	1040.8	1042.6
55°	633.0	640.7	689.1	785.5	871.8	976.8	1063.6	1101.5	1103.3	1109.3	1117.0
57.5°	633.4	639.8	687.3	785.0	888.2	1022.5	1140.8	1199.7	1207.0	1214.8	1228.0
60°	590.5	598.2	645.7	762.2	901.9	1073.6	1257.7	1365.9	1376.4	1398.8	1428.0
62.5°	525.6	531.1	572.2	686.8	901.9	1144.4	1445.8	1624.9	1660.0	1696.5	1750.4
65°	465.4	469.5	495.5	594.6	838.0	1202.0	1642.7	1848.6	1886.5	1913.9	1959.6
67°	427.9	429.7	454.4	535.2	752.1	1155.8	1655.9	1864.1	1896.6	1924.9	1982.4
67.5°	415.1	416.5	439.8	520.2	725.7	1128.0	1635.8	1851.4	1886.5	1915.3	1973.8
70°	319.2	315.1	335.2	409.2	586.4	900.1	1436.2	1684.7	1724.9	1763.2	1834.0
72.5°	190.4	184.5	197.3	237.5	380.0	632.5	1089.2	1382.4	1433.5	1481.5	1574.2
75°	114.6	115.1	124.7	152.5	207.3	397.8	703.7	899.7	947.6	992.8	1065.9
77.5°	57.1	56.6	65.3	88.6	151.2	247.1	408.7	518.8	534.8	556.2	547.6
80°	18.3	17.8	19.2	24.2	54.3	165.8	257.1	325.6	332.9	337.0	342.0
82.5°	2.7	3.2	3.7	5.9	10.0	39.7	159.8	226.5	236.6	248.4	271.3
85°	0.0	0.0	0.5	0.5	1.4	3.2	15.1	38.8	40.6	49.3	58.0
87.5°	0.0	0.0	0.0	0.5	0.9	1.4	2.3	2.3	2.3	2.3	2.3
90°	0.0	0.0	0.0	0.0	0.0	0.0	0.0	0.0	0.0	0.0	0.0



REPORT NUMBER: P139579

CATALOG NUMBER: ENT-E01-LED-E1-BL3-7030

CANDELA DISTRIBUTION (continued):

	65°	66°	67°	68°	69°	70°	75°	85°	90°	95°	105°
0°	265.8	265.8	265.8	265.8	265.8	265.8	265.8	265.8	265.8	265.8	265.8
2.5°	272.6	272.6	272.2	271.7	271.7	271.7	270.8	270.4	267.6	266.7	264.9
5°	283.6	283.6	282.7	282.2	281.8	281.8	280.4	277.7	274.0	271.7	268.1
7.5°	295.5	295.0	294.1	294.1	292.3	292.3	290.4	285.4	281.8	278.6	274.0
10°	309.2	308.7	307.3	306.9	306.0	305.1	303.2	297.3	293.6	289.5	284.1
12.5°	324.2	323.3	322.4	322.0	321.0	320.1	318.3	312.8	309.2	305.1	298.7
15°	337.5	337.0	336.1	335.7	335.7	334.7	333.4	328.3	324.7	320.1	315.1
17.5°	349.4	348.9	348.4	348.4	348.0	348.0	347.5	343.0	340.7	337.0	332.0
20°	359.4	359.9	359.9	359.9	360.3	360.8	361.7	359.4	357.1	353.9	351.2
22.5°	370.4	370.8	372.2	372.2	373.1	373.6	376.8	376.3	375.4	373.1	370.8
25°	383.6	384.5	385.4	386.8	387.3	388.6	394.1	396.4	394.6	393.2	395.5
27.5°	401.0	402.8	403.7	405.5	406.4	408.3	416.5	421.5	420.1	420.6	425.6
30°	427.0	428.8	431.6	432.5	435.7	436.6	446.2	453.9	453.9	453.0	462.2
32.5°	461.7	463.1	466.3	468.5	470.4	472.2	481.3	489.6	490.5	493.2	496.9
35°	507.4	508.3	510.1	513.8	513.3	514.2	519.2	527.5	532.0	538.4	527.5
37.5°	567.6	570.8	569.9	570.4	566.7	569.0	570.8	579.5	589.1	595.5	553.0
40°	653.5	655.8	653.5	650.3	647.6	646.2	643.5	653.0	661.3	656.7	573.1
42.5°	737.1	738.0	736.2	730.7	728.4	723.8	716.5	728.4	733.0	711.5	583.6
45°	819.7	818.4	815.2	814.3	809.7	805.1	801.0	808.8	806.9	764.9	588.2
47.5°	906.5	905.1	902.8	899.2	894.2	893.3	889.6	888.7	875.4	810.6	585.9
50°	982.3	983.2	978.2	980.0	977.7	973.2	970.0	971.8	940.3	850.8	581.3
52.5°	1047.6	1047.6	1045.3	1047.6	1046.7	1044.4	1047.2	1076.8	1011.5	907.4	574.5
55°	1123.4	1126.2	1124.3	1126.6	1128.0	1133.0	1144.4	1213.8	1117.9	976.8	559.0
57.5°	1234.4	1241.2	1239.4	1248.5	1256.8	1270.0	1311.6	1384.6	1249.9	1053.1	528.4
60°	1433.5	1455.9	1455.0	1471.0	1487.4	1502.5	1575.1	1589.2	1399.3	1152.6	505.5
62.5°	1765.0	1783.3	1791.1	1808.4	1818.9	1821.7	1880.1	1776.5	1532.6	1243.1	492.8
65°	1979.7	1987.0	1993.8	1991.6	1985.2	1974.7	1978.3	1759.1	1488.3	1185.1	422.9
67°	2005.3	2020.3	2025.8	2022.2	2012.6	1998.0	1980.1	1680.6	1394.2	1094.7	357.6
67.5°	1998.0	2013.5	2018.5	2015.3	2007.1	1996.1	1975.1	1650.9	1362.3	1065.4	340.7
70°	1880.6	1903.0	1923.5	1930.4	1930.8	1929.0	1908.0	1441.3	1159.5	894.6	258.5
72.5°	1603.4	1632.2	1675.1	1661.4	1683.3	1669.1	1621.2	985.0	794.6	639.3	181.3
75°	1081.9	1094.7	1129.4	1089.6	1093.3	1068.2	881.8	572.2	492.8	416.0	109.1
77.5°	544.4	552.6	547.1	523.3	514.2	493.7	381.8	124.2	124.2	148.0	57.1
80°	345.2	348.4	352.1	357.6	364.4	365.3	264.9	36.5	32.9	34.3	31.1
82.5°	283.1	291.8	303.2	305.5	308.3	310.5	182.7	20.1	16.4	18.3	21.9
85°	65.8	71.2	68.0	60.3	64.4	49.8	25.6	8.2	7.3	9.1	15.1
87.5°	2.3	2.3	2.3	2.3	2.3	2.3	2.3	2.3	1.8	3.2	7.8
90°	0.0	0.0	0.0	0.0	0.0	0.0	0.0	0.0	0.0	0.0	0.0



REPORT NUMBER: P139579

CATALOG NUMBER: ENT-E01-LED-E1-BL3-7030

CANDELA DISTRIBUTION (continued):

	115°	125°	135°	145°	155°	165°	175°	180°
0°	265.8	265.8	265.8	265.8	265.8	265.8	265.8	265.8
2.5°	263.0	261.7	259.8	259.4	258.9	258.0	257.6	257.1
5°	264.4	261.7	258.9	257.1	256.2	255.3	254.4	254.4
7.5°	269.9	266.7	262.6	260.8	258.9	257.6	256.7	256.7
10°	279.0	275.4	270.4	268.1	265.8	264.4	263.5	262.6
12.5°	292.7	288.2	282.2	278.6	276.3	275.8	274.9	274.5
15°	309.6	304.6	298.2	294.6	290.9	290.0	289.1	288.6
17.5°	326.5	322.4	317.4	311.0	303.7	297.8	295.0	294.6
20°	345.7	343.9	336.1	322.0	306.0	293.6	288.6	288.6
22.5°	369.9	364.9	346.2	321.0	297.3	279.9	273.1	273.1
25°	396.4	379.5	344.8	311.0	281.8	260.3	251.2	251.2
27.5°	419.7	383.6	336.6	294.1	258.5	235.2	224.7	224.2
30°	438.0	381.3	322.0	270.4	231.1	204.6	192.7	192.7
32.5°	448.0	373.6	301.9	242.5	197.7	167.6	153.0	153.4
35°	450.7	360.3	275.4	205.5	157.6	127.9	114.6	114.6
37.5°	448.0	339.3	242.5	164.9	117.8	96.8	86.8	85.9
40°	438.9	307.8	198.7	120.6	87.7	75.4	71.2	70.3
42.5°	420.6	269.9	149.3	86.3	70.3	65.3	64.4	63.9
45°	391.8	218.7	103.7	67.6	63.0	61.7	61.7	61.2
47.5°	355.7	167.1	74.0	59.8	59.4	59.4	59.4	59.4
50°	315.6	118.3	60.3	56.6	56.2	57.1	57.5	57.5
52.5°	274.0	82.7	55.3	54.3	53.4	54.8	55.3	55.3
55°	228.8	64.8	53.0	52.1	50.7	51.1	52.1	52.1
57.5°	182.2	57.5	52.1	50.7	48.0	48.0	48.9	48.9
60°	144.8	55.3	51.6	48.4	44.8	44.8	45.7	46.1
62.5°	121.0	54.8	51.6	46.1	43.4	42.0	42.9	42.9
65°	100.9	54.8	50.2	46.1	41.1	39.3	40.2	40.2
67°	84.5	53.9	49.3	46.1	40.2	37.9	37.9	37.9
67.5°	79.9	53.4	49.8	46.1	39.7	37.4	37.0	37.0
70°	59.8	48.4	49.8	46.6	38.8	34.3	33.3	33.3
72.5°	46.6	44.3	48.4	48.0	37.9	31.5	29.7	29.2
75°	37.9	40.2	48.9	46.6	35.6	28.8	26.0	25.6
77.5°	32.4	34.3	41.1	37.4	29.7	25.6	22.8	22.4
80°	25.6	29.2	29.2	25.6	21.9	20.6	19.2	19.2
82.5°	20.6	22.4	19.2	17.4	16.4	16.0	15.1	15.1
85°	16.9	18.3	14.2	12.8	12.3	11.9	11.0	11.0
87.5°	13.2	11.4	7.3	6.9	6.9	6.4	6.4	6.9
90°	0.0	0.0	0.0	0.0	0.0	0.0	0.0	0.0

(END OF REPORT)